



INTRODUCING OUR  
**ASSISTED MOBILITY RANGE**

CARE+ RANGE

# THE COMFORT ASSIST



HIGH RISE PAN  
FOR COMFORT



ELEGANT  
DESIGN



SOFT CLOSE SEAT WITH  
STAINLESS STEEL HINGES



CHROME SIDE  
FLUSHING HANDLE



## COMFORT ASSIST ROUND WC BOX SET (SIDE FLUSH PADDLE HANDLE)

BOX SET INCLUDING ROUND PAN, SIDE FLUSH CISTERN, ASSISTED MECH AND SOFT CLOSE SEAT

W 382 | H 846 | D 615



### PLEASE NOTE

The actual seat may differ from that in the image.  
The image is for illustration purposes only.

Colour	White
Material	Vitreous China
Pan Code	COMPARSETROUNBE
Pan Weight	19.9 kg
Cistern Weight	12.32 kg
Seat	Soft Close
Seat Weight	2.45 kg

WC Screw to floor. Fixing screws not supplied.



Scan to view and download  
CAD Drawing



## COMFORT ASSIST SQUARE CC WC BOX SET (SIDE FLUSH PADDLE HANDLE)

BOX SET INCLUDING SQUARE PAN, SIDE FLUSH CISTERN, ASSISTED MECH AND SOFT CLOSE SEAT

W 382 | H 846 | D 615



### PLEASE NOTE

The actual seat may differ from that in the image.  
The image is for illustration purposes only.

Colour	White
Material	Vitreous China
Pan Code	COMPARSETROUNBE
Pan Weight	19.9 kg
Cistern Weight	12.32 kg
Seat	Soft Close
Seat Weight	2.45 kg

WC Screw to floor. Fixing screws not supplied.



Scan to view and download  
CAD Drawing

MINIMUM ORDER VALUE IS R6000

Lecico reserve the right to change the product without notification.



CARE+ RANGE

# THE ATLAS



DESIGNED FOR ENHANCED  
SAFETY AND STABILITY



MADE FROM  
STAINLESS STEEL



ERGONOMIC  
DESIGN



EASY  
INSTALLATION



## ATLAS RAISED PARAPLEGIC CC WC (WITH SIDE LEVER)

W 443 | H 855 | D 731



Colour	White
Material	Vitreous China
Pan Code	PARPANCCF0000UE
Cistern Code	PARCISSFL0NOMUE
Pan Weight	18.37 kg
Mech Code	DUTMECPAR0CCMUS
Cistern Weight	14.25 kg
Seat	Optional
MDF Seat Code	CHISEASTD0MDFUC

WC Screw to floor. Fixing screws not supplied.  
Supplied with side flush mechanism.



Scan to view and download  
CAD Drawing



## ATLAS RAISED PARAPLEGIC CC & 2-PIECE GRAB RAILS COMBO (DOG-LEG GRAB RAIL & CISTERN GRAB RAIL)

W 443 | H 855 | D 731

DIMENSIONS FOR WC ONLY



Colour	White
Material	Vitreous China
Code	PARSETCCB0RAIBE
Pan Weight	18.37 kg
Mech Code	DUTMECPAR0CCMUS
Cistern Weight	14.25 kg
Seat	Optional

WC Screw to floor. Fixing screws not supplied.  
Supplied with side flush mechanism.



Scan to view and download  
CAD Drawing

MINIMUM ORDER VALUE IS R6000

Lecico reserve the right to change the product without notification.



## ATLAS RAISED PARAPLEGIC LL (WITH SIDE LEVER)

W 460 | H 1033 | D 790



Colour	White
Material	Vitreous China
Pan Code	PARSETLLB0NOSBE
Cistern Code	PARCISLLS0NOMUE
Pan Weight	18.37 kg
Mech Code	DUTMECPAR0LLMUS
Cistern Weight	13.8 kg
Seat	Optional
MDF Seat Code	CHISEASTD0MDFUC

WC Screw to floor. Fixing screws not supplied.  
Supplied with side flush mechanism.



Scan to view and download  
CAD Drawing



## ATLAS RAISED PARAPLEGIC LL & 2-PIECE GRAB RAILS COMBO (DOG-LEG GRAB RAIL & CISTERN GRAB RAIL)

W 460 | H 1033 | D 790

DIMENSIONS FOR WC ONLY



Colour	White
Material	Vitreous China
Code	PARSETLLB0RAIBE
Pan Weight	18.37 kg
Mech Code	DUTMECPAR0LLMUS
Cistern Weight	13.8 kg
Seat	Optional

WC Screw to floor. Fixing screws not supplied.  
Supplied with side flush mechanism.



Scan to view and download  
CAD Drawing



## ATLAS 50CM MEDICAL BASIN



W 502 | H 177 | D 418

Colour	White
--------	-------

Material	Vitreous China
----------	----------------

Pan Code	ATLBASMED0500UE
----------	-----------------

Weight	9.9 kg
--------	--------


Tap Holes	None
-----------	------

*No overflow. Optional concealed wall brackets. No chainstay holes.*



Scan to view  
and download  
CAD Drawing

## ATLAS 60CM MEDICAL BASIN



W 400 | H 350 | D 140

Colour	White
--------	-------

Material	Vitreous China
----------	----------------

Pan Code	ATLBASMED0600UE
----------	-----------------

Weight	14 kg
--------	-------

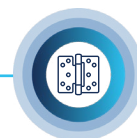
Tap Holes	None
-----------	------

*No overflow. Optional concealed wall brackets. No chainstay holes.*



Scan to view  
and download  
CAD Drawing

## 2 PIECE STABILITY BRACKET SET FOR MEDICAL BASINS



W 400 | H 400 | D 120

Colour	White
--------	-------

Material	Powder Coated Steel
----------	---------------------

Code	FIXSPABRKOMEDUS
------	-----------------

Weight	0.83 kg
--------	---------

*Fixation bolts not supplied. Both bracket pieces to be used for installation purposes. Universal bracket size - suitable for both Atlas 50cm and 60cm Medical Basins. Available with Atlas 50cm Medical Basin: ATLDUOMED0500UE*



Scan to view  
and download  
CAD Drawing

MINIMUM ORDER VALUE IS R6000

Lecico reserve the right to change the product without notification.



## MOBILITY ASSISTANCE 300MM UNIVERSAL GRAB RAIL

W 692 | H Ø32 | D 106



Product Code	GRARAI0000300US
Colour	Silver
Material	304 Grade Stainless Steel
Weight	0.73 kg

Excludes fixation bolts



Scan to view and download  
CAD Drawing



## MOBILITY ASSISTANCE 600MM UNIVERSAL GRAB RAIL

W 692 | H Ø32 | D 106



Product Code	GRARAI0000600US
Colour	Silver
Material	304 Grade Stainless Steel
Weight	1.3 kg

Excludes fixation bolts




Scan to view and download  
CAD Drawing





## MOBILITY ASSISTANCE PARAPLEGIC DOG LEG GRAB RAIL

W 604 | H Ø32 | D 106



Product Code	GRARIDOG0604US
Colour	Silver
Material	304 Grade Stainless Steel
Weight	1.25 kg

Excludes fixation bolts

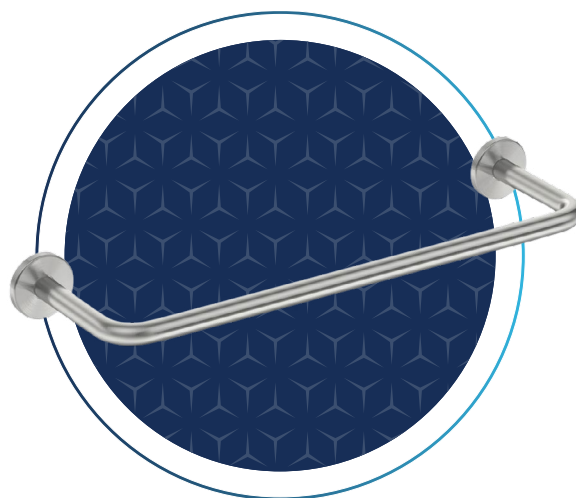


Scan to view and download  
CAD Drawing



## MOBILITY ASSISTANCE PARAPLEGIC CISTERN GRAB RAIL

W 750 | H Ø32 | D 245



Product Code	GRARAICIS0750US
Colour	Silver
Material	304 Grade Stainless Steel
Weight	1.34 kg

Excludes fixation bolts



Scan to view and download  
CAD Drawing

MINIMUM ORDER VALUE IS R6000

Lecico reserve the right to change the product without notification.



CARE+ RANGE

# THE LAGUNA



HYGIENIC  
RIMLESS DESIGN



RAISED  
HEIGHT PAN



SPACE SAVING  
BACK-TO-WALL FIT



MODERN  
AESTHETIC DESIGN





**LAGUNA RIMLESS BACK-TO-WALL  
RAISED HEIGHT MEDICAL PAN**  
RIMLESS BACK-TO-WALL MEDICAL PAN ONLY

**W 360 | H 475 | D 745**



Product Code	LAGPANBTW0RIMUE
Colour	White
Pan Material	Vitreous China
Pan Weight	35.3 kg
Cistern	Not included
Seat	Not included

We recommend the MDF seat, please request CHISEASTD0MDFUC



Scan to view and download  
**CAD Drawing**

MINIMUM ORDER VALUE IS R6000

Lecico reserve the right to change the product without notification.





+27 21 531 9848 | [info@lecicosa.co.za](mailto:info@lecicosa.co.za)

36 Peter Barlow Street, Bellville, Cape Town

[www.lecicosa.co.za](http://www.lecicosa.co.za)



Scan to join our  
WhatsApp Group