

# Choosing a toilet made easy – the SUPER SIMPLE *toilet choosing guide* for REGULAR folks


At some point in our lives, we may have to choose a toilet.

If I had to send you out and tell you to go and buy a new toilet for your house, would you know what type of toilet you could / should choose?



“Worried Warren” doesn’t know how to choose a toilet ...  
This is his sad and stressed face.


I’ve created this *toilet choosing guide* for us regular folks, folks that have little-to- zero plumbing or sanitary ware technical knowledge.



“Happy Helen” is just a regular person ...  
She’s about to learn how to choose a toilet.

## Fancy and/or cheap?

I now know that choosing a toilet goes beyond choosing a “cheap” or a “fancy toilet”. There’s more. But don’t be worried, we are going to do this together.



“Lucky Lucy” and her 2 best friends.  
They’re about to go toilet shopping  
TOGETHER.

Right, so we are going to take things nice and slowly. First, we are going to look at **a list of factors that we need to consider** when we choose a toilet:

## Factor 1: How the toilet is mounted / what it is attached to:

### Option 1 for Factor 1: Floor-Mounted Toilet

- Is the toilet going to be **mounted on / sit on the floor?**

Toilets that are mounted to the floor are called **floor-mounted toilets**.

This is the *Lecico Venezia* toilet.

Can you see how the base of the toilet pan is mounted on / sitting on the floor?

Most houses have floor-mounted toilets. All the plumbing is generally connected through the floor or through the wall behind the toilet. These types of toilets are generally very easy to install.

**OR:**



### Option 2 for Factor 1: Wall-Hung Pan

- Is the toilet pan [what you sit on] going to be **hanging against a wall and off the ground?**

Toilets that are off the ground and mounted against the wall are called **wall-hung pans**.

This is the *Lecico Zambezi* wall-hung toilet.

Can you see how the toilet is connected to the wall, with no part of the toilet touching the floor?

Because no part of the unit touches the floor, a wall-hung toilet takes up less space, so it is ideal for smaller bathrooms.

The tank (cistern) is IN the wall (you can't see it, it is hidden).

The extra space underneath a wall-hung toilet can make cleaning easier. Wall-hung toilets require careful and skilled installation.



OR:

Option 3 for Factor 1: **Back-to-Wall Pan**

- Is the toilet pan [what you sit on] going to be mounted on the ground, but fitted against the wall, with a concealed [not visible] cistern?

Toilets that are floor-mounted, but fitted against the wall with a concealed cistern are called **back-to-wall pans**.

This is the *Medical Rimless back-to-wall* toilet.

Can you see how the base of the toilet sits on the ground, but it is installed directly onto a supportive wall meaning that all plumbing and waste pipes can flow straight into the wall.



The cistern and all plumbing work are hidden in the wall, which provides a neat finish to your bathroom.

Moving on to **Factor 2** ... this factor has to do with the closeness of the two main toilet parts, namely, the cistern and the bowl ...



## Factor 2: The relationship and closeness between the cistern / tank & the bowl / pan, AKA, are they married or divorced:

### Option 1 for Factor 2: Close-Coupled Toilet (AKA 'Married')

- Is the toilet's tank [cistern] placed on / touching the bowl?

Toilets that have the cistern attached to the toilet bowl to create one streamlined unit are called **close-coupled toilets**.

This is the *Lecico Kharine Close-Coupled toilet*.

Can you see how this floor-mounted toilet has the cistern touching and connected to the pan?

Close-coupled toilets are very common in residential settings.



OR:

### Option 2 for Factor 2: Low-Level Toilet (AKA 'Divorced')

- Is the tank [cistern] connected to the toilet bowl via a pipe, in other words, they are not directly touching each other?

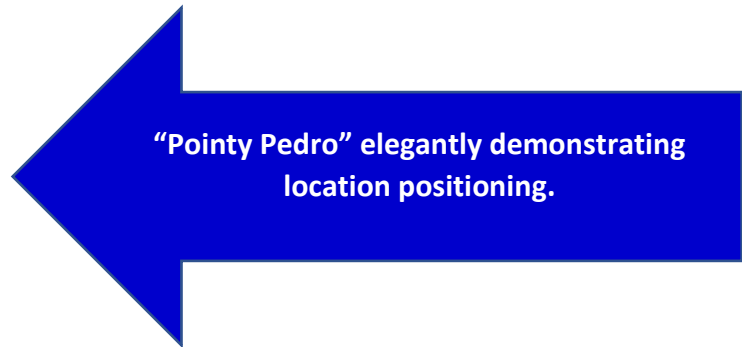
Toilets that have separate cisterns and bowls, that are connected via a pipe, are called **low-level toilets**.

This is the *Lecico Delta low-level toilet*.

Can you see how this floor-mounted toilet has a pipe connecting the separate cistern and bowl?



Moving on to **Factor 3** ... this factor has to do with the location of the flush button / lever.



**Factor 3: Is the flush 'thingie-majigie' on the top of the toilet, or, on the front of the toilet, or on the wall:**

**Option 1 for Factor 3: Top Flush**

- Is the toilet's external flush mechanism on the top of the toilet?

Toilets that have their external flush mechanism on the top of the toilet are called **top flush toilets**.

*This is the Lecico Malaga close-coupled, top flush toilet.*



**OR:**

### Option 2 for Factor 3: Front Flush

- Is the toilet's external flush mechanism on the front of the toilet [normally on the side of the toilet]?

Toilets that have their external flush mechanism on the front side of the toilet are called **front flush toilets**.

This is the *Lecico New Hamilton* close-coupled, front flush toilet.



**OR:**

### Option 3 for Factor 3: Wall Flush

- Is the toilet's external flush mechanism totally separate from the toilet, usually on the wall?

*The Lecico Zambezi toilet – just like all other wall-hung toilets, has its external flush mechanism on the wall.*

The same applies for back-to-wall toilet.

Wall-hung and back-to-wall toilets have **wall flush mechanisms**.



**Factor 4** ... [For floor-mounted toilets] this factor has to do with the height of the toilet.



## **Factor 4: Added height for comfort and ease of mobility**

Most floor-mounted toilets don't vary that much in terms of their height from the ground to the toilet seat (approximately 385 – 395mm).

Sometimes, added ground-to-seat height is very useful, particularly for very tall people, the elderly, individuals with mobility issues, and, individuals that make use of wheelchairs.



For example, Lecico has a range of toilets with added height for specifically these factors.

This is the *Lecico Raised Atlas* Close-Coupled toilet [468mm from floor to toilet seat]

We hope that you have enjoyed reading:

## **Choosing a toilet made easy – the SUPER SIMPLE *toilet choosing guide* for REGULAR folks**

At LecicoSA, we make bathrooms beautiful. We have the perfect toilet for everybody!

